



Brazos River Authority

Quarterly Investment Report

For the Quarter Ended

November 30, 2021

Prepared by

Valley View Consulting, L.L.C.

The investment portfolio of the Brazos River Authority is in compliance with the Public Funds Investment Act and the Investment Policy and Strategies.

Chief Financial Officer

Cash and Debt Manager

Accounting Manager

These reports were compiled using information provided by the Brazos River Authority. No procedures were performed to test the accuracy or completeness of this information. The market values included in these reports were obtained by Valley View Consulting, L.L.C. from sources believed to be accurate and represent proprietary valuation. Due to market fluctuations these levels are not necessarily reflective of current liquidation values. Yield calculations are not determined using standard performance formulas, are not representative of total return yields and do not account for investment advisor fees.

Summary

Quarter End Results by Investment Category:

Asset Type	August 31, 2021		November 30, 2021		Ave. Yield
	Book Value	Market Value	Book Value	Market Value	
DDA/MMA/Pools/MMF	\$ 87,279,884	\$ 87,279,884	\$ 124,957,699	\$ 124,957,699	0.19%
Securities/CDs	64,160,319	64,160,319	45,876,631	45,876,631	0.37%
Totals	\$ 151,440,203	\$ 151,440,203	\$ 170,834,330	\$ 170,834,330	0.24%

Average Yield for Current Quarter (1)		Fiscal Year-to-Date Average Yield (2)	
Total Portfolio	0.24%	Total Portfolio	0.24%
Average Rolling 6 Month Treasury Bill Yield	0.06%	Average Rolling 6 Month Treasury Bill Yield	0.06%

Interest Earnings (Approximate)	
Quarter	\$ 105,593
Fiscal YTD	\$ 105,593

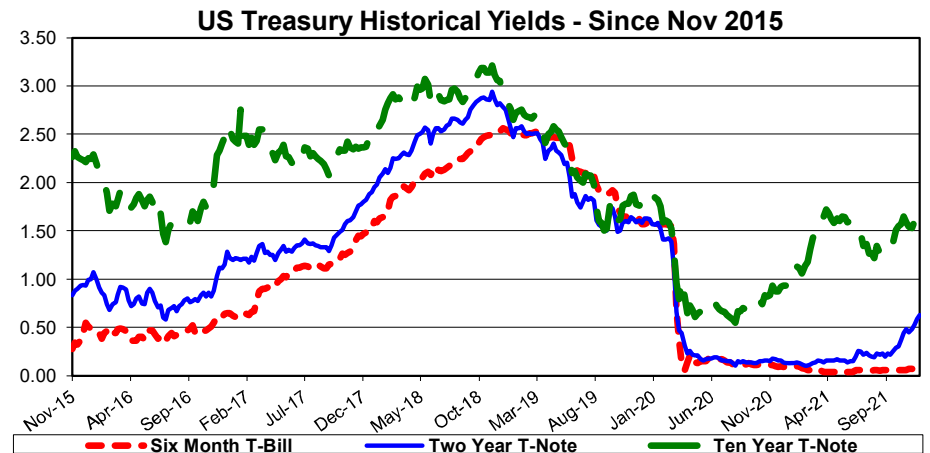
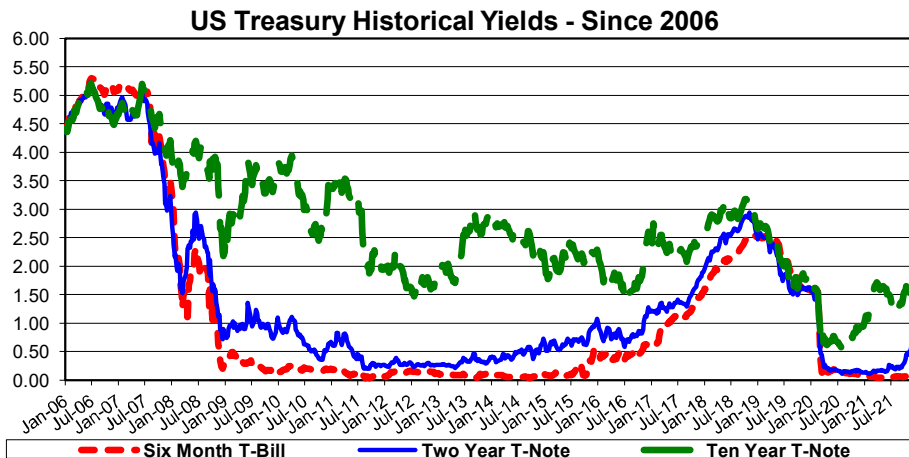
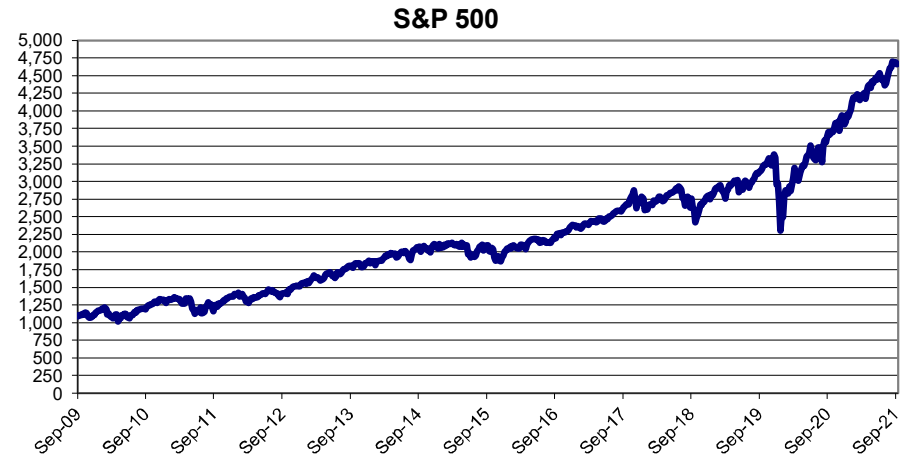
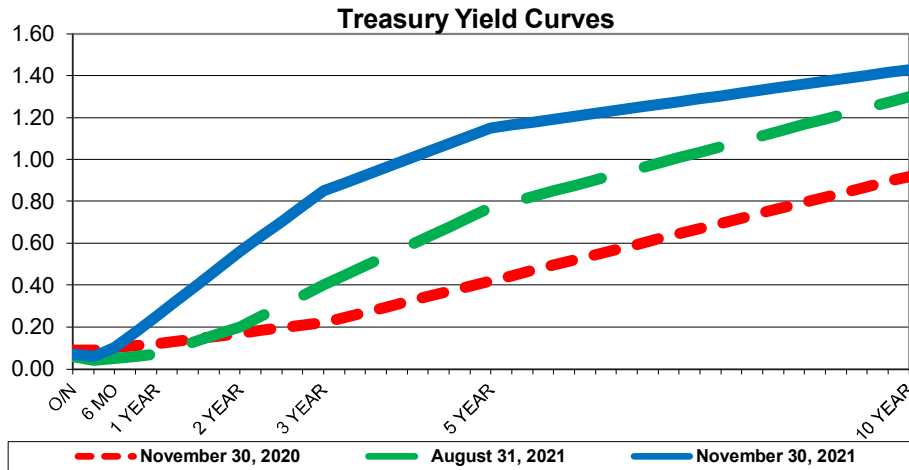
(1) **Current Quarter Average Yield** - based on adjusted book value, realized and unrealized gains/losses and investment advisory fees are not considered. The yield for the reporting month is used for bank, pool, and money market balances.

(2) **Fiscal Year-to-Date Average Yield** - calculated using quarter end report yields and adjusted book values and does not reflect a total return analysis or account for advisory fees.

Economic Overview

11/30/2021

The Federal Open Market Committee (FOMC) maintained the Fed Funds target range at 0.00% to 0.25% (Effective Fed Funds are trading <0.10%). Projections for target range increases vary from mid-2022 to early 2023. The FOMC began reducing monthly security purchases during Nov 2021. Third Quarter GDP posted +2.1% (Second Estimate). Employment numbers were mixed with U-2 dropping to 4.2%, but November Non-Farm Payroll only adding 210k net new jobs (Three Month Average NFP = 378k). Crude oil dropped back to +/- \$65 per barrel. The Stock Markets reached new highs then drifted off slightly. Many domestic economic indicators remain positive. The Build Back Better stimulus continues negotiations in the Senate. The Debt Ceiling was re-extended to February. Inflation remained well over the FOMC 2% target and does not appear positioned to decline in the near term. The Yield Curve shifted higher primarily twelve months and longer.



**Investment Holdings
November 30, 2021**

Description	Ratings	Coupon/ YTM	Maturity Date	Settlement Date	Original Face/ Par Value	Book Value	Market Price	Market Value	Life (days)	Yield
Wells Fargo Disbursement		0.00%	12/01/21	11/30/21	\$ 3,660,618	\$ 3,660,618	1.000	\$ 3,660,618	1	0.00%
Graham Savings		0.15%	12/01/21	11/30/21	105,766	105,766	1.000	105,766	1	0.15%
Southside Bank MMA		0.09%	12/01/21	11/30/21	33,350,203	33,350,203	1.000	33,350,203	1	0.09%
Veritex Comm Bank MMA		0.10%	12/01/21	11/30/21	40,411,409	40,411,409	1.000	40,411,409	1	0.10%
NexBank MMA		0.40%	12/01/21	11/30/21	28,824,274	28,824,274	1.000	28,824,274	1	0.40%
Alliance Bank MMA		0.25%	12/01/21	11/30/21	18,600,544	18,600,544	1.000	18,600,544	1	0.25%
TexPool	AAAm	0.04%	12/01/21	11/30/21	4,884	4,884	1.000	4,884	1	0.04%
East West Bank CD		0.26%	12/03/21	12/03/20	1,002,375	1,002,375	100.000	1,002,375	3	0.26%
Bank OZK CD		0.30%	01/07/22	10/07/20	5,016,353	5,016,353	100.000	5,016,353	38	0.30%
Bank OZK CD		0.40%	01/13/22	07/13/20	5,026,807	5,026,807	100.000	5,026,807	44	0.40%
Independent Bank CD		0.40%	01/25/22	01/25/21	6,017,969	6,017,969	100.000	6,017,969	56	0.40%
Alliance Bank CD		0.33%	02/25/22	02/25/21	12,029,643	12,029,643	100.000	12,029,643	87	0.33%
Alliance Bank CD		0.30%	04/05/22	4/5/2021	8,568,242	8,568,242	100.000	8,568,242	126	0.30%
Bank OZK CD		0.65%	06/13/22	06/11/20	3,027,945	3,027,945	100.000	3,027,945	195	0.65%
Alliance Bank CD		0.45%	10/13/22	10/13/21	5,187,297	5,187,297	100.000	5,187,297	317	0.45%

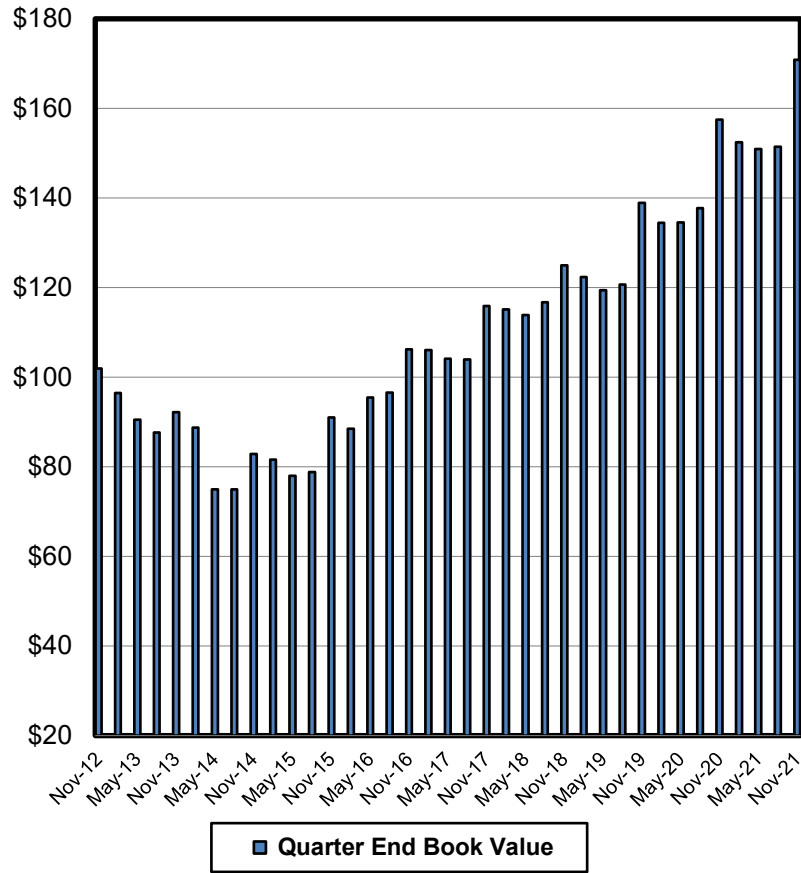
TOTAL / AVERAGE

\$ 170,834,330	\$ 170,834,330	\$ 170,834,330	31	0.24%
			(1)	(2)

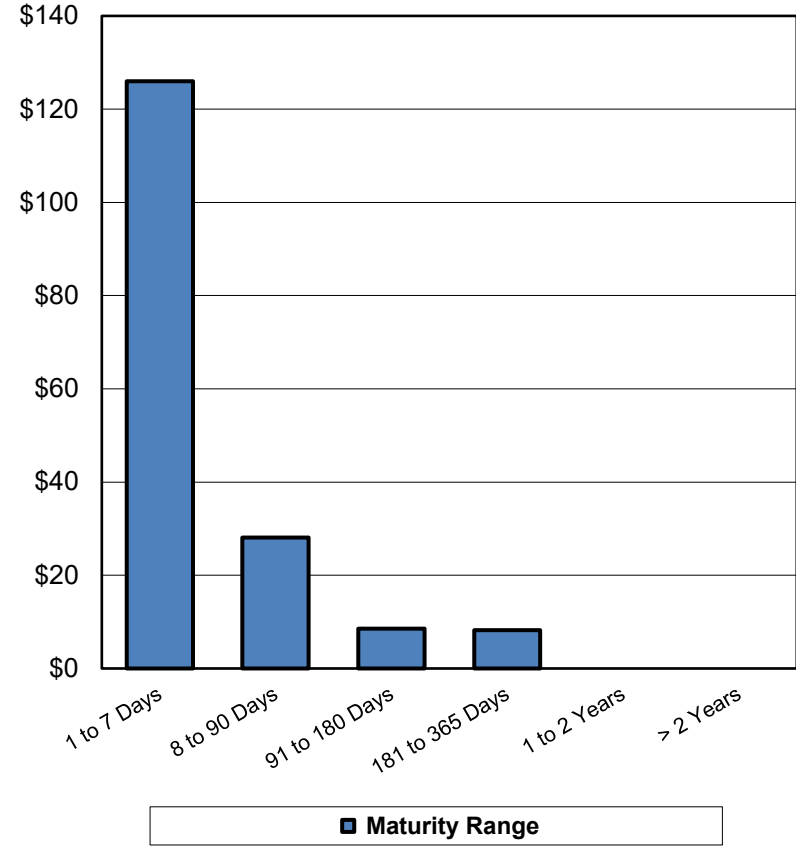
(1) Weighted average life - For purposes of calculating weighted average life bank, pool, and money market investments are assumed to mature the next business day.

(2) Weighted average yield to maturity - The weighted average yield to maturity is based on adjusted book value, realized and unrealized gains/losses and investment advisory fees are not considered. The yield for the reporting month is used for bank, pool, and money market investments.

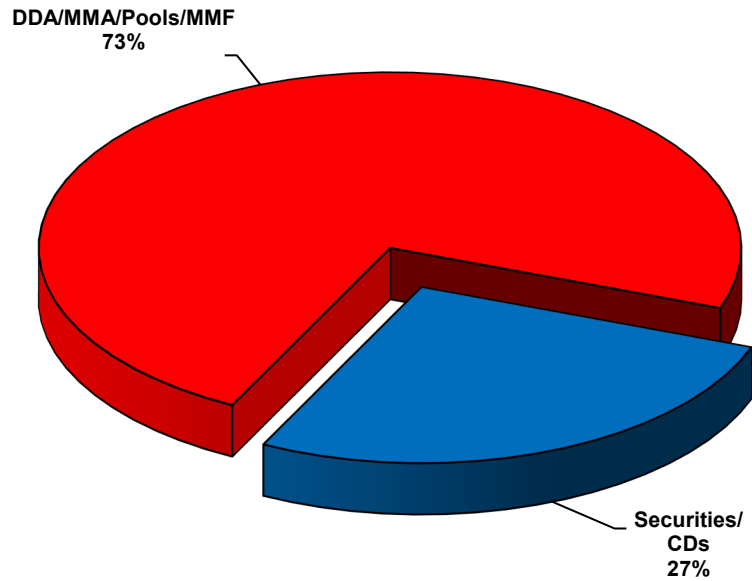
Total Portfolio (Millions)



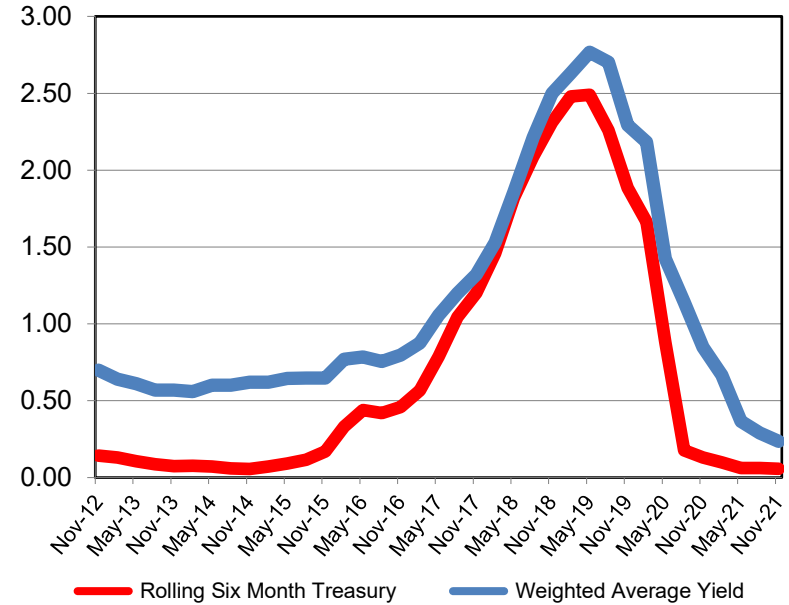
Book Value Maturity Distribution (Millions)



Portfolio Composition



Total Portfolio Performance



Book & Market Value Comparison

Issuer/Description	Rating	Yield	Maturity Date	Book Value 08/31/21	Increases	Decreases	Book Value 11/30/21	Market Value 08/31/21	Change in Market Value	Market Value 11/30/21
Wells Fargo Disbursement		0.00%	12/01/21	\$ 8,066,215	\$ -	\$ (4,405,597)	\$ 3,660,618	\$ 8,066,215	\$ (4,405,597)	\$ 3,660,618
Graham Savings		0.15%	12/01/21	100,148	5,619	-	105,766	100,148	5,619	105,766
Southside Bank MMA		0.09%	12/01/21	7,344,824	26,005,379	-	33,350,203	7,344,824	26,005,379	33,350,203
Veritex Comm Bank MMA		0.10%	12/01/21	24,402,666	16,008,743	-	40,411,409	24,402,666	16,008,743	40,411,409
NexBank MMA		0.40%	12/01/21	28,795,544	28,729	-	28,824,274	28,795,544	28,729	28,824,274
Alliance Bank MMA		0.25%	12/01/21	18,565,603	34,940	-	18,600,544	18,565,603	34,940	18,600,544
TexPool	AAAm	0.04%	12/01/21	4,883	-	-	4,884	4,883	-	4,884
East West Bank CD		0.39%	09/14/21	5,018,841	-	(5,018,841)	-	5,018,841	(5,018,841)	-
Bank OZK CD		0.30%	10/07/21	5,012,549	-	(5,012,549)	-	5,012,549	(5,012,549)	-
Allegiance Bank CD		0.73%	10/12/21	5,045,767	-	(5,045,767)	-	5,045,767	(5,045,767)	-
Alliance Bank CD		0.45%	10/13/21	5,181,420	-	(5,181,420)	-	5,181,420	(5,181,420)	-
Alliance Bank CD		0.32%	11/15/21	3,249,209	-	(3,249,209)	-	3,249,209	(3,249,209)	-
East West Bank CD		0.26%	12/03/21	1,001,939	435	-	1,002,375	1,001,939	435	1,002,375
Bank OZK CD		0.30%	01/07/22	5,012,549	3,804	-	5,016,353	5,012,549	3,804	5,016,353
Bank OZK CD		0.40%	01/13/22	5,021,742	5,065	-	5,026,807	5,021,742	5,065	5,026,807
Independent Bank CD		0.40%	01/25/22	6,011,907	6,061	-	6,017,969	6,011,907	6,061	6,017,969
Alliance Bank CD		0.33%	02/25/22	12,019,645	9,998	-	12,029,643	12,019,645	9,998	12,029,643
Alliance Bank CD		0.30%	04/05/22	8,561,768	6,474	-	8,568,242	8,561,768	6,474	8,568,242
Bank OZK CD		0.65%	06/13/22	3,022,982	4,963	-	3,027,945	3,022,982	4,963	3,027,945
Alliance Bank CD		0.45%	10/13/22	-	5,187,297	-	5,187,297	-	5,187,297	5,187,297
TOTAL / AVERAGE		0.24%		\$ 151,440,203	\$ 47,307,509	\$ (27,913,383)	\$ 170,834,330	\$ 151,440,203	\$ 19,394,126	\$ 170,834,330

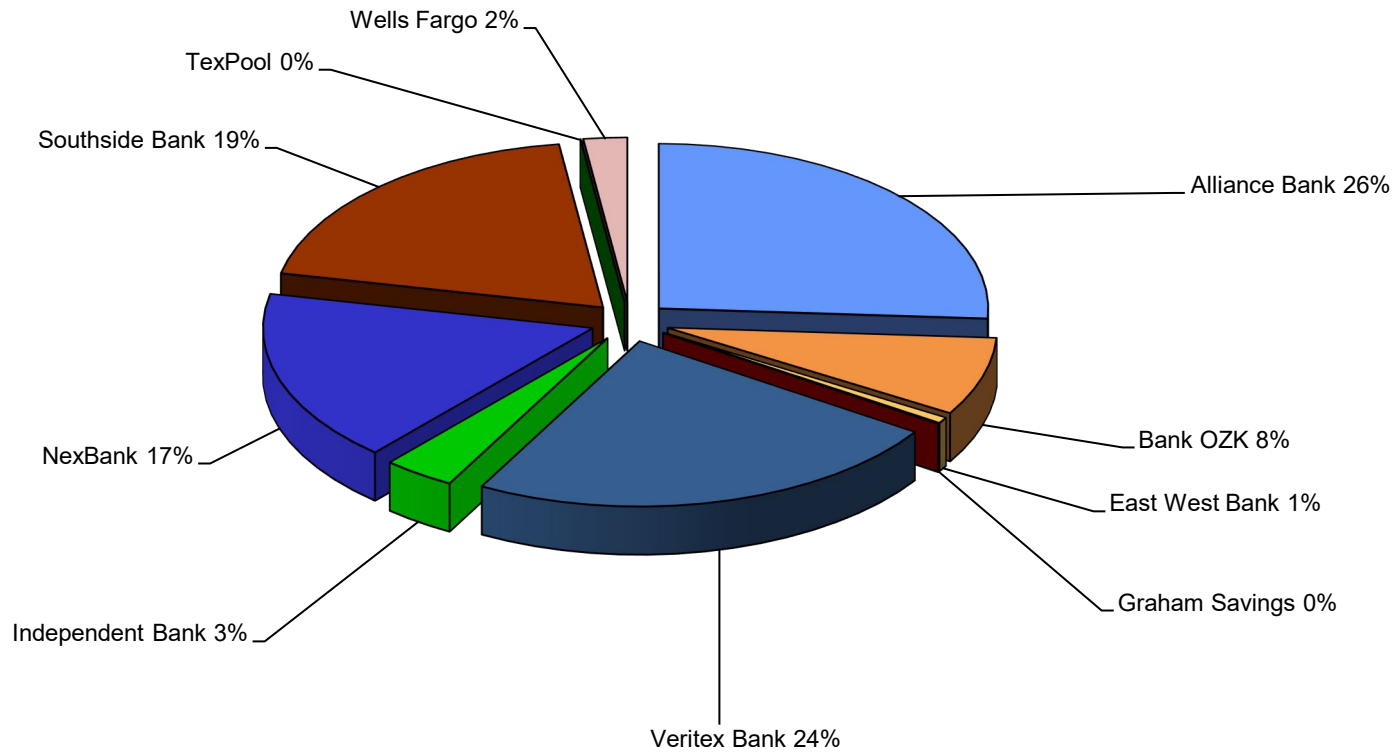
**Allocation - Book Value & Market Value
November 30, 2021**

Description	Portfolio Total	Current Operating	Operating Reserve	Bond Proceeds	Bond Reserve	Debt Service	Repair and Replacement
Wells Fargo Disbursement	\$ 3,660,618	\$ 3,660,618	\$ -	\$ -	\$ -	\$ -	\$ -
Graham Savings	105,766	105,766	-	-	-	-	-
Southside Bank MMA	33,350,203	4,674	26,471,375	2,013,737	2,244,927	2,115,331	500,160
Veritex Comm Bank MMA	40,411,409	103,638	38,677,284	-	-	-	1,630,488
NexBank MMA	28,824,274	-	28,824,274	-	-	-	-
Alliance Bank MMA	18,600,544	-	18,600,544	-	-	-	-
TexPool	4,884	4,884	-	-	-	-	-
12/03/21–East West Bank CD	1,002,375	-	-	-	-	-	1,002,375
01/07/22–Bank OZK CD	5,016,353	-	5,016,353	-	-	-	-
01/13/22–Bank OZK CD	5,026,807	-	5,026,807	-	-	-	-
01/25/22–Independent Bank CD	6,017,969	386,497	4,628,477	-	-	-	1,002,995
02/25/22–Alliance Bank CD	12,029,643	-	12,029,643	-	-	-	-
04/05/22–Alliance Bank CD	8,568,242	-	8,568,242	-	-	-	-
06/13/22–Bank OZK CD	3,027,945	-	3,027,945	-	-	-	-
10/13/22–Alliance Bank CD	5,187,297	3,820,718	-	-	-	-	1,366,579
Totals	\$ 170,834,330	\$ 8,086,795	\$ 150,870,944	\$ 2,013,737	\$ 2,244,927	\$ 2,115,331	\$ 5,502,596

**Allocation - Book Value & Market Value
August 31, 2021**

Description	Portfolio Total	Current Operating	Operating Reserve	Bond Proceeds	Bond Reserve	Debt Service	Repair and Replacement
Wells Fargo Disbursement	\$ 8,066,215	\$ 8,066,215	\$ -	\$ -	\$ -	\$ -	\$ -
Graham Savings	100,148	100,148	-	-	-	-	-
Southside Bank MMA	7,344,824	4,673	1,116,225	2,100,677	454,124	3,669,126	-
Veritex Comm Bank MMA	24,402,666	183,719	22,170,326	-	-	-	2,048,621
NexBank MMA	28,795,544	-	28,795,544	-	-	-	-
Alliance Bank MMA	18,565,603	-	18,565,603	-	-	-	-
TexPool	4,883	4,883	-	-	-	-	-
09/14/21–East West Bank CD	5,018,841	-	2,559,609	-	1,405,275	-	1,053,957
10/07/21–Bank OZK CD	5,012,549	-	5,012,549	-	-	-	-
10/12/21–Allegiance Bank CD	5,045,767	-	5,045,767	-	-	-	-
10/13/21–Alliance Bank CD	5,181,420	3,797,380	982,692	-	-	-	401,348
11/15/21–Alliance Bank CD	3,249,209	-	2,859,277	-	389,932	-	-
12/03/21–East West Bank CD	1,001,939	-	-	-	-	-	1,001,939
01/07/22–Bank OZK CD	5,012,549	-	5,012,549	-	-	-	-
01/13/22–Bank OZK CD	5,021,742	-	5,021,742	-	-	-	-
01/25/22–Independent Bank CD	6,011,907	386,107	4,623,815	-	-	-	1,001,985
02/25/22–Alliance Bank CD	12,019,645	-	12,019,645	-	-	-	-
04/05/22–Alliance Bank CD	8,561,768	-	8,561,768	-	-	-	-
06/13/22–Bank OZK CD	3,022,982	-	3,022,982	-	-	-	-
Totals	\$ 151,440,203	\$ 12,543,126	\$ 125,370,094	\$ 2,100,677	\$ 2,249,331	\$ 3,669,126	\$ 5,507,849

Financial Institution Allocation



Financial Institution	Book Value	YTM @ Cost	Days To Maturity	% of Portfolio
Alliance Bank	44,385,726	0.30%	85	26%
Bank OZK	13,071,105	0.42%	77	8%
East West Bank	1,002,375	0.26%	3	1%
Graham Savings	105,766	0.15%	1	0%
Veritex Bank	40,411,409	0.10%	1	24%
Independent Bank	6,017,969	0.40%	56	4%
NexBank	28,824,274	0.40%	1	17%
Southside Bank	33,350,203	0.09%	1	20%
TexPool	4,884	0.04%	1	0%
Wells Fargo	3,660,618	0.00%	1	2%
Totals	\$ 170,834,330	0.24%	31	100%

Report Abbreviations

DDA	Demand Deposit Bank Accounts
CD	Certificate of Deposit
CDARS	Certificate of Deposit Account Registry Service
FFCB	Federal Farm Credit Bank
FHLB	Federal Home Loan Bank
FHLMC	Federal Home Loan Mortgage Corporation
FNMA	Federal National Mortgage Association
FRMAC	Farmer Agricultural Mortgage Corporation
FCDN	Federal Farm Credit Bank - Discount Note
FHDN	Federal Home Loan Bank - Discount Note
FMCDN	Federal Home Loan Mortgage Corporation - Discount Note
FNDN	Federal National Mortgage Association - Discount Note
FRMDN	Farmer Agricultural Mortgage Corporation - Discount Note
FNMA MBS	Federal National Mortgage Association - Mortgage Backed Security
ICS	Insured Cash Sweep
MMA	Money Market Account
MMF	Money Market Fund
NOW	Negotiable Order of Withdrawal Account